

Machine vision wood identification: Xyl©Tron

John C. Hermanson

U.S. Forest Service Forest Products Laboratory


University of Wisconsin - Madison, Dept of Civil and Environmental Engineering



Prior and current relevant projects

Funding Sources and Duration

- US Department of State (2011–2017)
- US Forest Service International Programs (2011–Ongoing)
- US Forest Service Forest Products Laboratory (2011–Ongoing)
- National Fish & Wildlife Foundation (2016–2018)



Prior and current relevant projects

Existing cooperators




- Dr. Hisashi Abe, Forestry and Forest Products Research Institute, Tsukuba, Japan
- Dr. Sandra Florsheim, Seção de Anatomia de Madeira, Instituto Florestal, São Paulo, Brazil
- Dr. Peter Gasson, Royal Botanic Gardens Kew, London, England
- Dr. Myrna Herrera Sosa, Laboratorio Forense de Maderas de la Universidad de San Carlos, Guatemala City, Guatemala

Prior and current relevant projects

Existing Cooperators

- Dr. Gerald Koch, Thünen-Institut für Holzforschung, Hamburg, Germany
- Dr. Carmen Marcati, Universidade Estadual Paulista, Botucatu, Brazil
- Dr. Flavio Ruffinatto, Turin, Italy
- Dr. Yafang Yin, Chinese Academy of Forestry, Beijing, China



Prior and current relevant projects

Taxa under scrutiny

Commercially relevant Central American and Brazilian hardwood species

- 60 families
- 197 genera
- 926 species
- 5202 unique specimen blocks
- 22795 utilized images
- Approximately one person year

Species

Genus

Family

Order

Class


Phylum

Kingdom

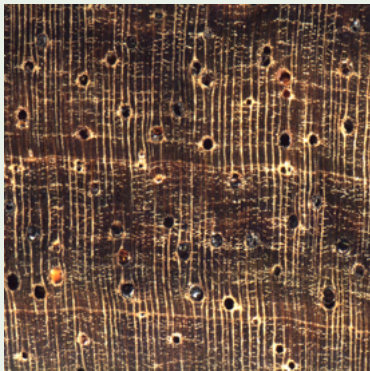
Prior and current relevant projects

Open system for cooperation

- Utilize off-the-shelf hardware
- Utilize open source software
- Have an open reference image collection
- High-throughput
- Repeatable
- Easy-to-use



Methods and data open-access and publically available



- Reference image collection
- CAD drawings for XyloScope
- Source code

Prior and current relevant projects

What were challenges/successes observed?

- Porting machine vision research to wood species identification given the constraints of being field deployable and open source
 - Choosing the appropriate camera, lens, lighting
 - Choosing the appropriate software
 - Techniques utilized on other machine applications are not relevant to wood identification
- Preparation and imaging the existing reference image collection
- Learning the difference between vouchered and non vouchered specimens.

Prior and current relevant projects

What do you consider your biggest hurdles

- Small data set with large variation
- Access to vouchered specimens
- Resources to prepare the samples for imaging
- Rapid, repeatable field preparation
- Making the current image reference collection relevant to the future



Detailed Overview of Specific Project

Methods you used to generate your reference

- 10853 vouchered images
- 37 species images > 50 images per species
- Only 3 CITES species are in that list of 37
 - *Cedrela odorata*
 - *Guaiaacum sanctum*
 - *Swietenia macrophylla*
- 774 samples of CITES species 180 vouchered

Species

Genus

Family


Order

Class

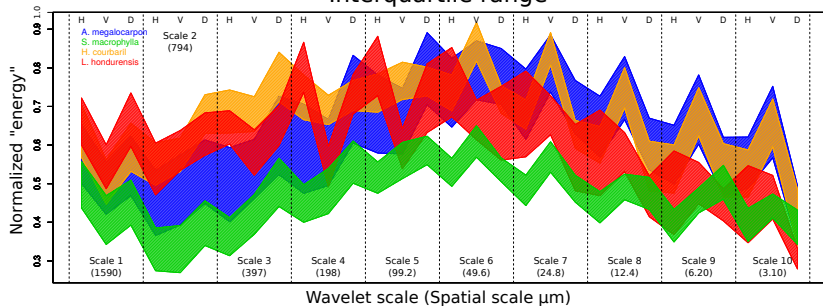
Phylum

Kingdom

Specific analysis methods



Interquartile range

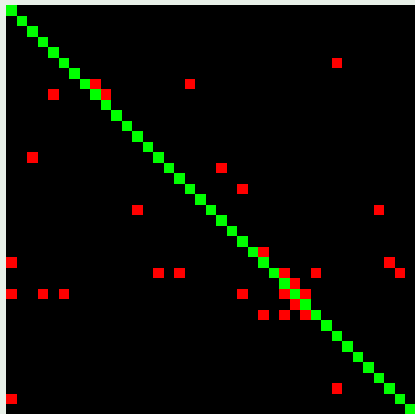


XyloTron summary

Confusion Matrix

For the 37 species above plus
2 more species of interest to
Guatemala

- 3560 correctly classified images (diagonal green)
- 46 misclassified images (off diagonal red)
- 98.7% accuracy at identifying the **species**



Acknowledgements

- US Department of State
- US Forest Service International Programs
- US Forest Service Forest Products Laboratory
 - Nathan Bechle, Adriana Costa, Joe Destree, Dave Dostal, Bruna Ferreira, Dick Jordan, Jay A. Johnson, Andre Lima, Suzanne Peyer, Tiago Ribeiro, Richard Soares, Alex Wiedenhoef, and Mike Wiemann

L^AT_EX with the BEAMER class

Questions?

Nothing in Nature is random. ... A thing appears random only through the incompleteness of our knowledge.



Baruch Spinoza